

**Poleline Bolts**

**SQUARE HEAD MACHINE BOLT**

**1/4" SQUARE HEAD MACHINE BOLT WITH NUT**



Allied Bolt Products LLC

PART#	DESCRIPTION	PKG QTY	CTN QTY	CTN WT.
648	1/4" x 1" SQUARE HEAD MACHINE BOLT WITH NUT	100	16	48

**3/8" SQUARE HEAD MACHINE BOLT WITH NUT**



Allied Bolt Products LLC

PART#	DESCRIPTION	PKG QTY	CTN QTY	CTN WT.
647	3/8" X 1" SQUARE HEAD MACHINE BOLT WITH NUT	100	4	28
649	3/8" X 1-1/2" SQUARE HEAD MACHINE BOLT WITH NUT	50	8	34
650	3/8" X 2" SQUARE HEAD MACHINE BOLT WITH NUT	50	4	36
651	3/8" X 2-1/2" SQUARE HEAD MACHINE BOLT WITH NUT	50	4	22
652	3/8" X 3" SQUARE HEAD MACHINE BOLT WITH NUT	50	4	25
65212	3/8" X 3-1/2" SQUARE HEAD MACHINE BOLT WITH NUT	25	4	0
8211	3/8" x 4" SQUARE HEAD MACHINE BOLT WITH NUT	100	1	17
661	3/8" x 4-1/2" SQUARE HEAD MACHINE BOLT WITH NUT	50	4	24
8212	3/8" X 5" SQUARE HEAD MACHINE BOLT WITH NUT	100	1	18
8213	3/8" X 5-1/2" SQUARE HEAD MACHINE BOLT WITH NUT	100	1	18
6660	3/8" X 6" SQUARE HEAD MACHINE BOLT WITH NUT	100	1	26

**3/8" SQUARE HEAD MACHINE BOLT WITH NUT (W/ CONE POINT)**




Allied Bolt Products LLC



PART#	DESCRIPTION	PKG QTY	CTN QTY	CTN WT.
8216	3/8" X 7" SQUARE HEAD MACHINE BOLT WITH NUT	100	1	25
8217	3/8" X 8" SQUARE HEAD MACHINE BOLT WITH NUT	100	1	30

**1/2" SQUARE HEAD MACHINE BOLT WITH NUT**




Allied Bolt Products LLC

PART#	DESCRIPTION	PKG QTY	CTN QTY	CTN WT.
236	1/2" X 1" SQUARE HEAD MACHINE BOLT WITH NUT	100	1	13
8202	1/2" X 1-1/4" SQUARE HEAD MACHINE BOLT WITH NUT	100	1	16
8920	1/2" X 1-1/2" SQUARE HEAD MACHINE BOLT WITH NUT	100	1	20
251	1/2" X 1-3/4" SQUARE HEAD MACHINE BOLT WITH NUT	100	1	20
10035	1/2" X 2" SQUARE HEAD MACHINE BOLT WITH NUT	100	1	20
8239	1/2" X 2-1/2" SQUARE HEAD MACHINE BOLT WITH NUT	100	1	23
10036	1/2" X 3" SQUARE HEAD MACHINE BOLT WITH NUT	100	1	25
100365	1/2" X 3-1/2" SQUARE HEAD MACHINE BOLT WITH NUT	100	1	30
10037	1/2" X 4" SQUARE HEAD MACHINE BOLT WITH NUT	100	1	29
8208	1/2" X 4-1/2" SQUARE HEAD MACHINE BOLT WITH NUT	100	1	29
10038	1/2" X 5" SQUARE HEAD MACHINE BOLT WITH NUT	100	1	33
8209	1/2" X 6" SQUARE HEAD MACHINE BOLT WITH NUT	100	1	41

**1/2" SQUARE HEAD MACHINE BOLT (NUT NOT INCLUDED)**



PART#	DESCRIPTION	PKG QTY	CTN QTY	CTN WT.
8203	1/2" X 2 1/2" SQUARE HEAD MACHINE BOLT	100	1	23



**1/2" SQUARE HEAD MACHINE BOLT WITH NUT (W/ CONE POINT)**


PART#	DESCRIPTION	PKG QTY	CTN QTY	CTN WT.
7930	1/2" x 7" SQUARE HEAD MACHINE BOLT WITH NUT	100	1	47
8110	1/2" X 8" SQUARE HEAD MACHINE BOLT WITH NUT	100	1	48
8922	1/2" X 9" SQUARE HEAD MACHINE BOLT WITH NUT	75	1	42
8111	1/2" X 10" SQUARE HEAD MACHINE BOLT WITH NUT	75	1	47
8112	1/2" X 12" SQUARE HEAD MACHINE BOLT WITH NUT	50	1	36
8210	1/2" X 14" SQUARE HEAD MACHINE BOLT WITH NUT	50	1	40
8924	1/2" X 16" SQUARE HEAD MACHINE BOLT WITH NUT	40	1	32
8925	1/2" X 18" SQUARE HEAD MACHINE BOLT WITH NUT	40	1	32
8927	1/2" X 20" SQUARE HEAD MACHINE BOLT WITH NUT	25	1	24
8932	1/2" X 22" SQUARE HEAD MACHINE BOLT WITH NUT	25	1	30
8934	1/2" X 24" SQUARE HEAD MACHINE BOLT WITH NUT	25	1	28



**5/8" SQUARE HEAD MACHINE BOLT WITH NUT**

PART#	DESCRIPTION	PKG QTY	CTN QTY	CTN WT.
8117	5/8" x 1" SQUARE HEAD MACHINE BOLT WITH NUT	50	1	14
8120	5/8" X 1-1/4" SQUARE HEAD MACHINE BOLT WITH NUT	100	1	12
8121	5/8" X 1-1/2" SQUARE HEAD MACHINE BOLT WITH NUT	100	1	33
8119	5/8" X 1-3/4" SQUARE HEAD MACHINE BOLT WITH NUT	100	1	17
8122	5/8" X 2" SQUARE HEAD MACHINE BOLT WITH NUT	100	1	39
8123	5/8" X 2-1/2" SQUARE HEAD MACHINE BOLT WITH NUT	100	1	41
8124	5/8" X 3" SQUARE HEAD MACHINE BOLT WITH NUT	50	1	22
8118	5/8" X 3-1/2" SQUARE HEAD MACHINE BOLT WITH NUT	50	1	17
8125	5/8" X 4" SQUARE HEAD MACHINE BOLT WITH NUT	100	1	48
8127	5/8" X 4-1/2" SQUARE HEAD MACHINE BOLT WITH NUT	50	1	22
8126	5/8" X 5" SQUARE HEAD MACHINE BOLT WITH NUT	20	1	12
8204	5/8" X 5-1/2" SQUARE HEAD MACHINE BOLT WITH NUT	100	1	61
8214	5/8" X 6" SQUARE HEAD MACHINE BOLT WITH NUT	50	1	43

## Poleline Hardware Catalog




### 5/8" SQUARE HEAD MACHINE BOLT WITH NUT (W/ CONE POINT)

PART#	DESCRIPTION	PKG QTY	CTN QTY	CTN WT.
8215	5/8" X 7" SQUARE HEAD MACHINE BOLT WITH NUT	50	1	36
8220	5/8" X 8" SQUARE HEAD MACHINE BOLT WITH NUT	50	1	45
8926	5/8" X 9" SQUARE HEAD MACHINE BOLT WITH NUT	50	1	45
8222	5/8" X 10" SQUARE HEAD MACHINE BOLT WITH NUT	40	1	38
8224	5/8" X 12" SQUARE HEAD MACHINE BOLT WITH NUT	40	1	45
8226	5/8" X 14" SQUARE HEAD MACHINE BOLT WITH NUT	40	1	51
8228	5/8" X 16" SQUARE HEAD MACHINE BOLT WITH NUT	30	1	42
8230	5/8" X 18" SQUARE HEAD MACHINE BOLT WITH NUT	30	1	48
8232	5/8" X 20" SQUARE HEAD MACHINE BOLT WITH NUT	20	1	44
8234	5/8" X 22" SQUARE HEAD MACHINE BOLT WITH NUT	20	1	32
8236	5/8" X 24" SQUARE HEAD MACHINE BOLT WITH NUT	20	1	38
10048	5/8" X 26" SQUARE HEAD MACHINE BOLT WITH NUT	20	1	44
8237	5/8" X 28" SQUARE HEAD MACHINE BOLT WITH NUT	20	1	50
8235	5/8" X 30" SQUARE HEAD MACHINE BOLT WITH NUT	15	1	36
8928	5/8" X 32" SQUARE HEAD MACHINE BOLT WITH NUT	15	1	39
8929	5/8" X 34" SQUARE HEAD MACHINE BOLT WITH NUT	15	1	42
8931	5/8" X 36" SQUARE HEAD MACHINE BOLT WITH NUT	15	1	45
8935	5/8" X 40" SQUARE HEAD MACHINE BOLT WITH NUT	5	1	16



### 3/4" SQUARE HEAD MACHINE BOLT WITH NUT

PART#	DESCRIPTION	PKG QTY	CTN QTY	CTN WT.
8150	3/4" X 2" SQUARE HEAD MACHINE BOLT WITH NUT	100	1	38
8151	3/4" X 3" SQUARE HEAD MACHINE BOLT WITH NUT	100	1	64
8152	3/4" X 4" SQUARE HEAD MACHINE BOLT WITH NUT	100	1	46
8153	3/4" X 6" SQUARE HEAD MACHINE BOLT WITH NUT	50	1	48




### 3/4" SQUARE HEAD MACHINE BOLT WITH NUT (W/ CONE POINT)

PART#	DESCRIPTION	PKG QTY	CTN QTY	CTN WT.
8238	3/4" X 8" SQUARE HEAD MACHINE BOLT WITH NUT	40	1	48
8240	3/4" X 10" SQUARE HEAD MACHINE BOLT WITH NUT	30	1	35
8242	3/4" X 12" SQUARE HEAD MACHINE BOLT WITH NUT	20	1	34
8244	3/4" X 14" SQUARE HEAD MACHINE BOLT WITH NUT	20	1	39
8246	3/4" X 16" SQUARE HEAD MACHINE BOLT WITH NUT	20	1	44
8248	3/4" X 18" SQUARE HEAD MACHINE BOLT WITH NUT	20	1	47
8250	3/4" X 20" SQUARE HEAD MACHINE BOLT WITH NUT	20	1	56
8252	3/4" X 22" SQUARE HEAD MACHINE BOLT WITH NUT	10	1	32
8254	3/4" X 24" SQUARE HEAD MACHINE BOLT WITH NUT	10	1	36
8255	3/4" X 26" SQUARE HEAD MACHINE BOLT WITH NUT	10	1	31
8259	3/4" X 28" SQUARE HEAD MACHINE BOLT WITH NUT	10	1	35
8930	3/4" X 30" SQUARE HEAD MACHINE BOLT WITH NUT	10	1	40
82623	3/4" X 32" SQUARE HEAD MACHINE BOLT WITH NUT	10	1	40
82624	3/4" X 34" SQUARE HEAD MACHINE BOLT WITH NUT	10	1	40
82625	3/4" X 36" SQUARE HEAD MACHINE BOLT WITH NUT	10	1	42




### 7/8" SQUARE HEAD MACHINE BOLT WITH NUT

PART#	DESCRIPTION	PKG QTY	CTN QTY	CTN WT.
82410	7/8" X 3" SQUARE HEAD MACHINE BOLT WITH NUT	50	1	50




**7/8" SQUARE HEAD MACHINE BOLT WITH NUT (W/ CONE POINT)**

PART#	DESCRIPTION	PKG QTY	CTN QTY	CTN WT.
8970	7/8" X 12" SQUARE HEAD MACHINE BOLT WITH NUT	15	1	35
8971	7/8" X 14" SQUARE HEAD MACHINE BOLT WITH NUT	15	1	40
8972	7/8" X 16" SQUARE HEAD MACHINE BOLT WITH NUT	15	1	45
8256	7/8" X 18" SQUARE HEAD MACHINE BOLT WITH NUT	10	1	34
8257	7/8" X 20" SQUARE HEAD MACHINE BOLT WITH NUT	8	1	29
8973	7/8" X 22" SQUARE HEAD MACHINE BOLT WITH NUT	8	1	30
8606	7/8" X 24" SQUARE HEAD MACHINE BOLT WITH NUT	8	1	32
8607	7/8" X 26" SQUARE HEAD MACHINE BOLT WITH NUT	8	1	34
8608	7/8" X 28" SQUARE HEAD MACHINE BOLT WITH NUT	8	1	39
8609	7/8" X 30" SQUARE HEAD MACHINE BOLT WITH NUT	8	1	40
8610	7/8" X 32" SQUARE HEAD MACHINE BOLT WITH NUT	8	1	42
8611	7/8" X 34" SQUARE HEAD MACHINE BOLT WITH NUT	8	1	44
8612	7/8" X 36" SQUARE HEAD MACHINE BOLT WITH NUT	8	1	46
8620	7/8" X 38" SQUARE HEAD MACHINE BOLT WITH NUT	5	1	34
8622	7/8" X 40" SQUARE HEAD MACHINE BOLT WITH NUT	5	1	38
8624	7/8" X 42" SQUARE HEAD MACHINE BOLT WITH NUT	5	1	39
8626	7/8" X 44" SQUARE HEAD MACHINE BOLT WITH NUT	5	1	41
8628	7/8" X 46" SQUARE HEAD MACHINE BOLT WITH NUT	5	1	43
8629	7/8" X 48" SQUARE HEAD MACHINE BOLT WITH NUT	5	1	45



**1" SQUARE HEAD MACHINE BOLT WITH NUT (W/ CONE POINT)**

PART#	DESCRIPTION	PKG QTY	CTN QTY	CTN WT.
8292	1" X 12" SQUARE HEAD MACHINE BOLT WITH NUT	12	1	32
8293	1" X 14" SQUARE HEAD MACHINE BOLT WITH NUT	12	1	36
8294	1" X 16" SQUARE HEAD MACHINE BOLT WITH NUT	10	1	31
8297	1" X 18" SQUARE HEAD MACHINE BOLT WITH NUT	7	1	28
8295	1" X 20" SQUARE HEAD MACHINE BOLT WITH NUT	7	1	30
8298	1" X 22" SQUARE HEAD MACHINE BOLT WITH NUT	7	1	35
8299	1" X 24" SQUARE HEAD MACHINE BOLT WITH NUT	7	1	41
82995	1" X 26" SQUARE HEAD MACHINE BOLT WITH NUT	6	1	44
82994	1" X 28" SQUARE HEAD MACHINE BOLT WITH NUT	6	1	40
82996	1" X 30" SQUARE HEAD MACHINE BOLT WITH NUT	7	1	49
82999	1" X 32" SQUARE HEAD MACHINE BOLT WITH NUT	7	1	52
83000	1" X 34" SQUARE HEAD MACHINE BOLT WITH NUT	7	1	52
83001	1" X 36" SQUARE HEAD MACHINE BOLT WITH NUT	7	1	52



**1-1/4" SQUARE HEAD MACHINE BOLT WITH NUT (W/ CONE POINT)**

PART#	DESCRIPTION	PKG QTY	CTN QTY	CTN WT.
97610	1-1/4" X 36" SQUARE HEAD MACHINE BOLT WITH NUT	5	1	72